



| | | |
|----------|--|-------------------------|
| FEATURES | Environmentally friendly FSC certified solid timber frame Legs removable for ease of delivery | No sag steel suspension |
|----------|--|-------------------------|

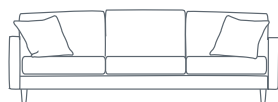
| | | | |
|--------------|--------------------------|--------------|--------------------|
| SEAT CUSHION | Molmic Comfort Support | BACK CUSHION | Molmic Fibre |
| UPHOLSTERY | Fabric fully upholstered | SCATTER | Fibre - plain |
| | | FEET | Turned timber legs |

SIDE VIEW (CM)

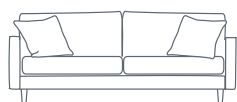


| | | | | | |
|-------------|------------|-------------|------------|------------|--------------|
| Seat Height | Seat Depth | Back Height | Arm Height | Leg Height | Scatter Size |
| 45 | 60 | 71 | 64 | 15 | 50 x 50 cm |

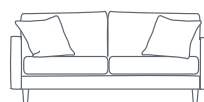
DIMENSIONS (CM)



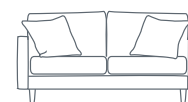
L 265 x D 96 x H 91
Grand



L 215 x D 96 x H 91
4 Seater



L 185 x D 96 x H 91
3 Seater



L 155 x D 96 x H 91
2 Seater



L 90 x D 96 x H 91
Chair



L 70 x D 60 x H 40
Ottoman